



Judge's Book

RatsPacNW Rules and Standards

Table of Contents

Introduction.....3

Rules & Policies3

Basic Overview3

Show Categories5

Solids Show (10 pts) . 5

Marked Show (15 pts) 5

Show Sections5

Judging The Basics6

Rat Varieties7

Standard (base) 7

Dumbo 7

Satin 8

Rex 8

Double Rex..... 9

Velveteen 9

Harley10

Harvel.....10

Silvermane11

Hairless11

Werewolf.....12

Manx/Tailless12

Dwarf.....13

Agouti Colors 14

Agouti14

Fawn.....14

Silver Fawn15

Blue Agouti.....15

Blue Fawn16

Agouti Platinum16

Russian Blue Agouti17

Cinnamon 17

Cinnamon Pearl..... 18

Non-Agouti Colors..... 19

Black..... 19

Beige..... 19

Blue 20

Sky Blue 20

Powder Blue 21

Blue Beige 21

Champagne..... 22

Chocolate 22

Cocoa 23

Lilac..... 23

Mink..... 24

Havana 24

Pearl 25

Platinum..... 25

Russian Blue..... 26

Russian Silver (Double
Blue) 26

Silver..... 27

Black Eyed White 27

Pink Eyed White 27

Shaded 28

Seal Point Siamese 28

Himalayan..... 28

Golden 29

Mandarin..... 29

Golden Marten..... 30

Non Pointed Marten ... 30

Pointed Marten 31

Pointed Agouti Marten 31

Non Pointed Agouti

Marten..... 32

Albino (Pink Eyed/Red
Eyed White) 32

Burmese 33

Sable Burmese..... 33

Wheaten Burmese..... 34

Russian Blue Burmese 34

Tonkinese 35

Merle..... 36

Marble..... 36

Marked 37

English Irish 37

American Irish..... 37

American Berkshire 38

Classic Berkshire 38

Hooded 39

Whiteside 39

Bareback 40

Variegated 40

Dalmatian..... 41

Capped 41

Down Under..... 42

Masked..... 42

Possum 43

Banded..... 43

Collared 44

American Essex..... 44

Roan 45












Baldie..... 45

Odd Eyed 46

Introduction

RatsPacNW roots began in 2000 when LeAnn and Beth Boardman (RSCL) discussed starting a rat club open to all individuals in the Northwest. We were active with local rat breeders and fanciers from an online group and made connections with Ashleen Jackman. Ashleen, Beth and LeAnn got together and discussed forming a club and jumped in with setting a date for a show. The first unofficial RatsPacNW fall show was held in September of 2000. The standards were loosely based on current U.S. standards from AFRMA and a Rodent Fancy Mid-West club at the time. The show was attended with nearly 200 rats being shown. At the completion, a meeting was held, and it was decided that we would form our own club with our own standards. The first Spring Show was conducted in March 2001 in Port Orchard, Washington. We received our tax-exempt status as a social organization from the IRS in 2003.

Rules & Policies

-  RatsPacNW requires a minimum 3-week quarantine period prior to a show and 6 weeks between shows. Exhibitors should not frequent pet shops that sell rats.
-  Health check will include checking for parasites and general health.
-  The kitten class will be for ages 8 weeks to 14 weeks.
-  Only rats 6 weeks and older may be sold for a minimum of \$15 each or \$25 for a pair.
-  Rats may only be entered into one standards class, unlimited pet classes.
-  Both neutered and spayed rats are allowed to be shown.
-  Rats must be shown in their natural condition - no dyeing, plucking, trimming or other ways that may deceive the judges. Washing, trimming nails, and normal grooming are accepted.
-  Exhibitors may not interfere with judges, nor may they make themselves known to the judge.
-  Owners or their representatives may not remain at the judge's table.
-  Judges will quietly step down or not accept judging a class in which they have a rat bred by or shown by them on the table.
-  Sanitation: it is required to use a disinfectant spray on the table and I or wipes on hands. Currently the club mostly uses Virkon-S.

Basic Overview

- I. We have two separate shows:
 - **Solids Show** - No markings or white can be shown on colored rats.
 - **Marked Show** – Refer to the marking standards by our club.
- II. Under each show there are Sections
 - Sections under **Solids Show** available are:
 - **Self** - Solid color hair shaft, body is single color.
 - **Ticked** - Multi-colored hair shaft, body is single color.

- **Shaded** - Himalayan, Siamese, Burmese, Marten, etc.
- Sections available under **Marked Show** are:
 - **Marked** - Colored rats with different white markings.
 - **Shaded** - Merles or Marbles with markings, Burmese with markings.

III. Varieties are judged in both the Solids and Marked Shows:

- Dumbo
- Dwarf (two types allowed; Miniatures, Stocky)
- Hairless
- Harley
- Harvel
- Manx/Tailless
- Odd-Eye
- Rex
- Double Rex
- Satin
- Silvermane
- Standard
- Velveteen
- Werewolf
- Unstandardized: Must have standards submitted prior to show. Mismarks are not allowed to show.

IV. Judging Advice

- If the show secretary calls a large mixed class, sort the rats as best as you can into the most similar sections.
- Choose a box and hand the judge sheet to your assistant.
- Open box, look over the rat.
 - Are they calm?
 - Look at the ears shape, wrinkles, and set.
- Pick up rat. You can assess as you feel comfortable, use the score sheet to remind you of areas needing assessment. Rats are judged on all parts of the body (except tail for tailless), temperament, and then any related category on the score sheet. Points are tallied and score is given based on the percent of the total number points possible for that variety/section.

V. Special Notes:

- As a Judge, you must judge on what is expected. IF the rat is in the wrong class, reassign the rat to the right class if it has not been judged. If the class was completed, judge the rat and issue a ribbon based on the score. It will not be allowed to compete with the rats previously judged in the correct class.
- Roan: over-fading is a fault and is marked down.
- If any item is in question between the judge and assistant judge, it is acceptable to ask another qualified judge their opinion.
- Exhibitors may not contest scores. They stand as judged.
- There will be times when a rat is not in acceptable show condition. When this happens, be nice, judge to the best of your ability and deduct points where appropriate.
- When a rat is more pet quality than show quality, judge the best you can and award

as appropriate.

- The judge(s) may choose a rat of equal or slightly less score for the best of variety / reserve / show, based on what they feel is the best of the variety being represented regardless of overall end scores (within reason).

Show Categories

Solids Show (10 pts)

Solid colored rats are known as "Self." Deductions are taken for any white showing on rat.

- 1 point for white toes to knuckle;
- 2 points for one white foot;
- 8 is given for additional white.

(In case of a BEW rat, deduct for any color in coat.)

Marked Show (15 pts)

Marked rats should mostly have symmetrical markings. Faults may include missing foot stops, tail marks, extended markings, multiple or wrong markings. See individual marking standard for description.

Show Sections

The **Solid Show** is broken into the following sections:

- Agouti Colors
 - Agouti and agouti-based colors that have a ticked hair shaft.
- Non-Agouti Colors
 - Black based colors where the hair shaft color is the same from base to tip.
- Shaded
 - Colorpoint, Merle, and Marble rats

The **Marked Show** is broken into the following sections:

- Markings
 - Refer to our marking standards.
- Marked Shaded
 - Only Burmese, Merle, and Marble can be show in marked.

Judging The Basics

All rats are judged on the entire body (except the tail for tailless rats), temperament, and then any related category on the score sheet. Points are tallied and scored given based on the percent of the total number points possible for that variety/section.

Body (20 pts)

Good body length with nice arch to back/loin. Deductions listed on score sheet. Disqualify for any pregnant or lactating female.

Show Condition (15 pts)

Rat should be clean, nails trimmed, clean tail. No deductions for rats that have soiled themselves in the show box. Tails on older rats should not be marked down for permanent staining. Scales or dirt on tails is a fault. Body condition is faulted when the coat is poor, too fat or too thin, poor teeth.

Temperament (10 pts)

Judge should handle rat with a loose grip. Allow the rat to move in your hands. If the rat is nervous, place the rat in the box and judge other aspects before going back to the rat. If the rat then allows gentle handling, take only one point off. Busy but friendly rats should not be docked points. Disqualify for any rat that cannot be touched; bites; hisses, even if it is a doe in estrus/heat.

Eyes (10 pts)

Should be of good size and shape for the body of the rat. Points deducted for too small, too large and uneven size. Disqualify for cloudiness or missing eyes.

Ears (10 pts)

Should have no folds, wrinkles, creases, curling. Should be symmetrical and neither too large for body type nor too small.

Head (10 pts)

Should be of good size and shape for the body size of the rat. Deductions listed on score sheet.

Tail (5 pts)

Should be round at near base and length close to the length of the rat depending on age.

Color/ Skin (10 pts)

Correct tone and intensity for color entered as. Deduct for blotchy coat or uneven color on hair shaft for color type.

Rat Varieties

Standard (base)

Smooth shorter coat but may have longer guard hairs, upright ears free of folds, curling or creases. Whiskers straight.

- 🐭 **Faults:** Ears too low on the head; ears are creased, folded, or curled.
- 🐭 **Disqualifying:** Coat is curly or wavy. Dumbo ears.



Dumbo


5 points - Large, roundish ears, set lower on the head. May be "tubular" or "roundish" but with no prominent point, heavy folds, curling or creases. The body type on a dumbo may be stockier than a standard.

- 🐭 **Faults:** Ears are pointed, folded, curled, or tubular.
- 🐭 **Disqualifying:** Ears are too small and look like standard ears.



Satin

5 points - Longer silky coat with a lustrous sheen. Hairs to be thinner and longer than standard and should be fine to the touch. The coat has a sparkling look on some colors; white on the rat will have a yellow cast. Whiskers may be kinky/wavy/curled. May be shown in any color.

 **Faults:** Coat lacking the proper sheen. Other faults as for the respective color.



Rex

5 points - Curly coat and whiskers. Coat should be even and dense but may thin with age. Texture will feel rougher than a velveteen. Color to conform to a recognized color or marking.

 **Faults:** No curl to the coat or coat is too thin




Double Rex

5 points - Mock hairless or patchwork fur. Fur to be thin and sometimes patchy. Can be any standardized color or marking. Color to conform to a recognized color or marking.



Velveteen

5 points - Wavy coat and softly curled/wavy whiskers. Coat should be even and preferably dense. Older rats coats may thin with age and this is a fault for show. Texture to be soft. Can be any standardized color or marking. Color to conform to a recognized color or marking.

 **Faults:** Coat is rough or curled too tightly.




Harley

5 points - Undercoat and guard hairs should be ultra soft, wispy and stand away from the body giving the rat a ruffled appearance from the face to a tail base. Head and underside of the rat should match top. Overall coat should appear longer.

Two types of Harley coats:

Curly coated - Curls should be uniform.

Straight coated - Generally denser and straighter but will still conform to standard of Harley.

 **Faults:** Lack of coat length, coat too thin



Harvel

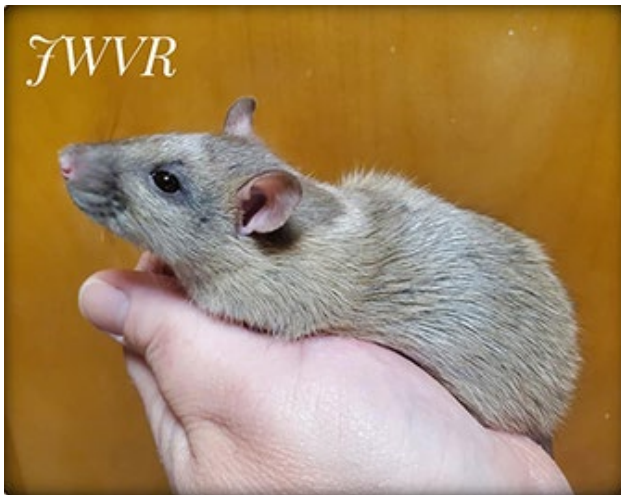
5 points - Coat should be both wavy and silky and texture soft to the touch. Hairs are thinner and more satiny than a standard coat's hair; hair length is slightly longer than a velveteen. Overall coat should have a light sheen.



Silvermane

5 points - Coat should have a solid under color with silvery-white tips. The hairs give an overall silvery look. Should have a facial mask with darker fur around the muzzle and the eyes. Coat to be silky soft and give off a visible sheen.

Faults: Fur is patchy or lacks enough silvering. The undercoat color overpowers the silvering.



Hairless


5 points - No hair on body but may have slight fuzz around eyes and whiskers. Rats may have curled or slight whiskers. Skin should be healthy, not dull or flakey. Body should conform to basic type, good length, nice eyes, etc. Faults are on a sliding scale for amount of hair on body and given for uneven skin color/tone. Markings are also judged.

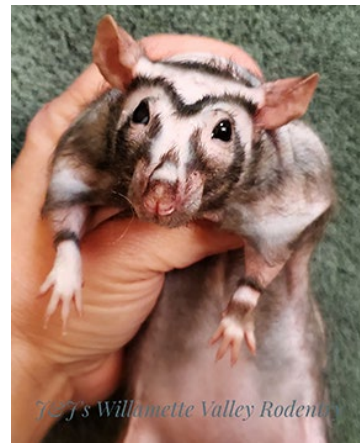
Faults: Marks or scars on the skin; small or watery eyes; an excessive amount of hair due to molt.



Werewolf

5 points - Whiskers long and wispy as babies but break off as they age. Fur to be thicker and coarser than double rex or hairless. The coat has been described as feeling almost like a "soft sand paper." Patterns change over a matter of days. Symmetrical patterns are preferred, but not required. Patterns show best with a dark color such as black or Russian Blue.

 **Disqualifying:** Not a true werewolf.



Manx/Tailless

5 points - A Manx rat should not fat, but the whole body should appear more rounded and shortened. They should not have points taken off for being too small. When allowed to walk they may sit a little higher in the rear than most rats. Hind legs should be slightly longer than the front legs (not dramatically). The judge may have treats for this class; the rats should be able to stand on their hind legs with ease! Their spine should feel like it ends where the tail would begin. There should not be anything sticking out. You should be able to feel the last vertebrae in their spine. A rat should not be docked for having a small piece of skin sticking out so long as there is no bone. Check the rear end for scars, if it looks like the rat's tail was CUT off, they should be disqualified!

 **Disqualifying:** Deformed or shuffles when walks; tail was removed.




Dwarf

5 points - There are two dwarf rat standards that we allow:


Miniature:

The rat shall conform to color, marking, temperament and condition standards as for regular rats. May have curious and busy personalities. Body size should be 1/3 size of standard rats. Feet are smaller in proportion to body. Tails are short in proportion to body size. Legs are short. Eyes are very large and out of size proportion. Eyes that appear “buggy” due to size should not be marked down. The facial features of males may be more feminine and this should not be faulted.

 **Faults:** Small standard rat that is not genetically a dwarf rat.

Stocky:

The rat shall conform to color, marking, temperament and condition standards as for regular rats. May have curious and busy personalities. Body size should be 1/3 size of standard rats. Feet are smaller in proportion to body. Tails are short in proportion to body size. The facial features of males and females are shortened and wider than miniature dwarf rats. Eyes are very large and out of size proportion. Eyes that appear “buggy” due to size should not be marked down. Legs are short. Kittens may have thin tails.

 **Faults:** Small standard rat that is not genetically a dwarf rat.



Our Crazy Rat Adventure Rattery



Our Crazy Rat Adventure Rattery

Agouti Colors

Agouti

Deep to light chestnut, undercoat will be darker deep slate, black to dark guard hairs. Belly a silver gray. Eyes black.



Fawn

A deep orange color, may be paler gray at base. Eye color ruby.



Silver Fawn

A light orange/fawn color with pink eyes.



Blue Agouti

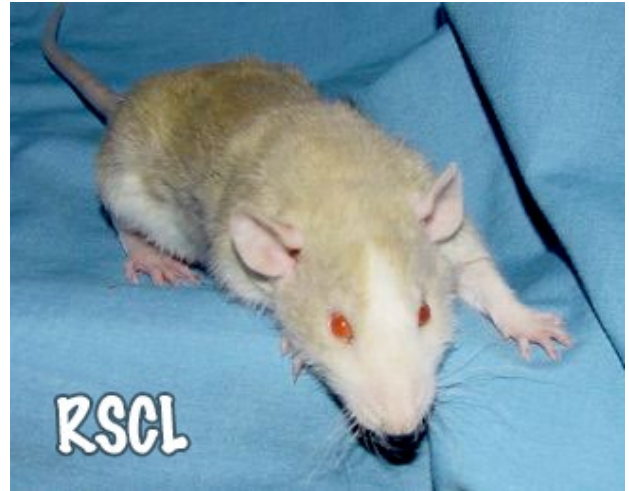
Medium to light slate blue with a tan tip hair shaft, guard hairs will be dark. Eyes black.

The Breakfast Bunch Kattery



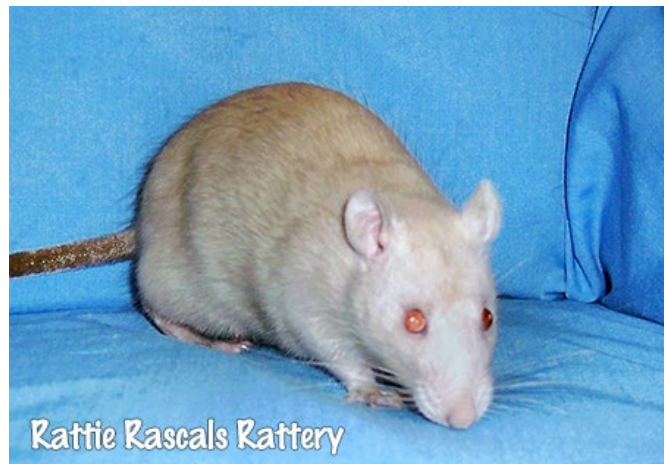
Blue Fawn

Ruby eye dilute on a blue agouti, causing coat to have warm tones of a fawn with slate undercoat. Dark ruby eyes.



Agouti Platinum

Similar to platinum but with agouti ticking. Eyes may be black, deep ruby to light depending on dilutes.



Russian Blue Agouti

Dark gray with orange/tan ticking. Eyes black.



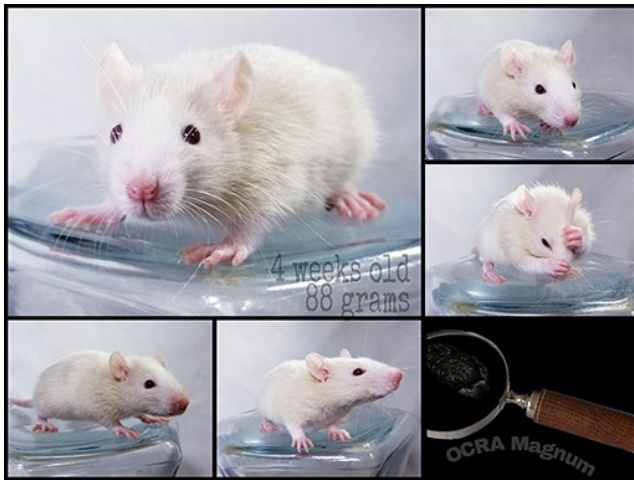
Cinnamon

Agouti version of mink. A warm, deep red-brown color with deep slate undercoat. Eyes black.



Cinnamon Pearl

Pale fawn color with a cream undercoat and blue center on hair shaft. Silver guard hairs and eyes black.



Non-Agouti Colors

Black

Black to the skin, black eyes. Should not exhibit rusting, brown spots, or silvering.



Beige

Tan, cream to buff color with ruby eyes



Blue

A slate blue color even to skin, black eyes.



Sky Blue

A pale blue, lighter than slate but darker than powder blue, black eyes.



Powder Blue

A very pale blue, black to ruby eyes.



Blue Beige

A Russian blue beige, beige/tan with a blue-gray tint, dark ruby eyes.



Champagne

A pale creamy beige color with pink eyes.



Chocolate

A warm rich brown to skin with black eyes, may have black or dark tipped guard hairs.

Kobold Rattery



Cocoa

A soft warm cocoa color, black to dark ruby eyes.



Lilac

Dusty gray brown, eyes black.

Kobold Kattery



Mink

A cool, deep, brown color with a blue/gray tint, black eyes.



Havana

Mink diluted with a ruby eye gene. A lighter rich warm brown color, ruby eyes.



Pearl

Silvery cream color, hairs tipped with gray, gray guard hairs, black eyes



Platinum

A light blue beige color created from blue and RED or blue and mink. Eye color ruby to red and sometimes black.



Russian Blue

A deep dark dusty blue, with a heathering look to the hair shaft. May have dark ticking. Black eyes.



Russian Silver (Double Blue)

Body color to be an intensive ice blue. The color should be even and solid from root to tip of the hair, but a lighter undercoat is common. No rusting or white/silver hairs is ideal. Black eyes.



Silver

Genetically a pink-eyed blue. Body color to be a light greyish beige with a faint blue undertone. Color to be solid from root to tip. Eyes pink.



Black Eyed White

All white with no spotting, black eyes.



Pink Eyed White

All white, no spotting, pink or red eyes.



Shaded

Seal Point Siamese

All Siamese shall have a beige based body ranging from light beige on the blue and Russian blue point to a deeper beige on the seal point. Deep colored points will be found on nose, ears, all four feet, tail, and fading up back. Eye color is deep ruby OR Black (Black Eyed Siamese).

- 🐭 **Faults:** Too light of beige (intensity of color), missing points, white toes, white feet.
- 🐭 **Disqualifying:** White blaze, white stripes, white on tail tips, and other white markings.



Himalayan

Himalayan will be of a white base with deep colored points on nose, ears, all four feet, tail base/tail. Eye color is pink to pale ruby OR black (Black eyed Himalayan)

- 🐭 **Faults:** Beige body color base (intensity of color), missing points, white toes, white feet
- 🐭 **Disqualifying:** White markings including, but not limited to, blazes, stripes, and white tail-tips.



Golden

Flaxen color evenly ticked with silver guard hairs, showing brown points at the nose, feet, ears, and root of the tail. Tail is pigmented and may be dark. Belly is a paler cream, clearly demarcated from top color. Eyes black.

- 🐭 **Faults:** Too pale (intensity of color), missing points, white toes, white feet.
- 🐭 **Disqualifying:** White blaze, white stripes, white on tail tips, and other white markings.



Mandarin

Very pale pinkish yellow color ticked with white. No points. Belly is white, clearly demarcated from top color. Whiskers are white. Eyes pink.

- 🐭 **Faults:** No yellow tint to coat (intensity of color)
- 🐭 **Disqualifying:** White blaze, white stripes, white on tail tips, and other white markings.



Golden Marten

A flaxen color evenly ticked with silver guard hairs, showing brown points at the nose, feet, ears, and root of the tail. White patches seen on whisker bed and behind eyes and ears. Dark hairs confined to dorsal stripe and hips. Tail is pigmented and may be dark. Belly is a paler cream, clearly demarcated from top color. Scattered black whiskers. Eyes black

- 🐭 **Faults:** Too pale (intensity of color), missing points, white toes, white feet.
- 🐭 **Disqualifying:** White blaze, white stripes, white on tail tips, and other white markings. Lacking dark hairs scattered over the dorsal stripe and lack of dark whiskers scattered through the whisker bed



Non Pointed Marten

Body color is a heathered medium gray akin to HB pencil lead. Light patches on whisker beds, above eyes, and behind ears. Kittens are darker, nearly black. Belly to be a slightly lighter gray. Scattered black whiskers. Eyes can be red or black.

- 🐭 **Faults:** White toes or feet, Hard to distinguish light patches around eyes and whisker bed.
- 🐭 **Disqualifying:** Has points, white markings, or white on tail tips.



Pointed Marten

Body color a heathered medium gray akin to HB pencil lead. Light patches on whisker beds, above eyes, and behind ears. Darker brown points on nose, tail root, and feet. Belly a slightly lighter gray. Scattered black whiskers. Kittens are darker, nearly black, and lighten as they age. Eyes red or black.

- 🐭 **Faults:** White toes or feet, Hard to distinguish light patches around eyes and whisker bed.
- 🐭 **Disqualifying:** No points, white on tail tips, or other white markings.



Pointed Agouti Marten

Body color a heathered tawny brown-gray with slightly darker dorsal band. Points should be clearly visible, but less prominent, much like Himalayan points. Foot color is usually a shade lighter than nose, tail, and ear points due to the agouti base, but should still be evident. Belly tone to be light in color with noticeable demarcation. Scattered black whiskers. Black or red eyes.


- 🐭 **Faults:** White toes or feet, Hard to distinguish light patches around eyes and whisker bed.
- 🐭 **Disqualifying:** No points, white on tail tips, or other white markings.



Non Pointed Agouti Marten

Body color a heathered tawny brown-gray with slightly darker dorsal band. Belly tone to be light in color with noticeable demarcation. Scattered black whiskers. Black or red eyes.

- 🐭 **Faults:** White toes, white feet, Hard to distinguish light patches around eyes and whisker bed.
- 🐭 **Disqualifying:** Has points, white blaze, white stripes, white on tail tips, and other white markings.



Albino (Pink Eyed/Red Eyed White)

Albino rats are to be completely white with no colors or visible markings. Eye color is pink to pale ruby.

- 🐭 **Disqualifying:** Rat is not completely white.



Burmese

Mid-brown with darker points of the same shade. There should be a contrast between points and body. May be shown in either solid or marked classes. Eye Color: Black. Color to extend completely down toes to nails, and to the end of the tail.

- 🐭 **Faults:** White toes/feet, missing points, body color too light (intensity of color)
- 🐭 **Disqualifying:** White blazes, white stripes, or any other white markings, white tail-tips



Sable Burmese

Dark brown with darker brown points. May be difficult to see points on a very dark sable. Darker (therefore more noticeable) points are preferred. Eye Color: Black. Color to extend completely down toes to nails, and to the end of the tail.

- 🐭 **Faults:** White toes/feet, missing points, body color too light (intensity of color).
- 🐭 **Disqualifying:** White blazes, white stripes, white tail-tips, or any other white markings.



Wheaten Burmese

An agouti based Burmese. To be a warm mid-honey/wheat color. Points should be a deeper color of the same shade. Hair shafts should show ticking. Eye Color: Black. Color to extend completely down toes to nails, and to the end of the tail.


- 🐭 **Faults:** White toes/feet, missing points, body color too light (intensity of color).
- 🐭 **Disqualifying:** White blazes, white stripes, white tail-tips, or any other white markings.



Russian Blue Burmese

A mid-grey/brown, similar to that of a Burmese, with a blue cast. Points are a deeper color of the same shade. Coat may be lighter in intensity when compared to a traditional Burmese. Hair shafts should show heathering typical of a Russian Blue. Eye Color: Black. Color to extend completely down toes to nails, and to the end of the tail.

- 🐭 **Faults:** White toes/feet, missing points, body color too light (intensity of color).
- 🐭 **Disqualifying:** White blazes, white stripes, white tail-tips, or any other white markings.



Tonkinese

Not to be confused with the Sable Siamese, which is a variety found in South Africa. Tonkinese is a dominant gene on the c-locus. Can be shown in one of the three variations:



Tonkinese

Heterozygous (Albino)

Body to be a light 'ochre' brown, with subtle gathering of slightly darker pigment on the muzzle, feet, tail, and ears. Not to be confused with the darker and warmer shade that is Burmese. Eyes are light Ruby or Red.



Pointed Tonkinese

Heterozygous (Himalayan)

Body to be a mid-light 'ochre' brown, with dark sepia points on muzzle, feet, tail, and ears. The face is darkest at the muzzle and eyes, but gradually blends to the body color. Not to be confused with the darker and warmer shade that is Burmese. Eyes are slightly darker Ruby.



Double Tonkinese

Homozygous

Body is to be a rich Chocolate color with deep sepia points on muzzle, feet, tail, and ears. The face is darkest at the muzzle and eyes, but gradually blends to body color. Eyes are dark Ruby.

Merle

Body will have dark splotches/spots evenly distributed throughout a lighter coat color. The spots should be distinct and numerous. Note that they will be less prominent on a non-silvered color. Eye color to correspond with the body color.

- 🐭 **Faults:** Too few dark splotches/spots - not distributed evenly throughout the entire colored area. Spots not dark enough to be distinct from base coat color. Other faults as for respective color/marking.
- 🐭 **Disqualifying:** No visible splotches/spots



Marble

Color is gray with black markings/pattern which consists of a dorsal stripe and spots on the sides and face (most spots run together as adult). Not to be confused with Merle. Marble is not a colour on its own. It is a color modifier gene and will express on all colors, although only acceptable to be shown in black and Russian blue. The color of the dorsal stripe/spots is the base color, i.e. a black marble has black stripe/spots and the gene dilutes the body color, making a gray coat color.

- 🐭 **Faults:** No distinct spots/splashes. Lacks a visible dorsal stripe.



Marked

English Irish

Triangle of white between front legs that points down. Mark should reach across chest but not into the armpit. Two front white feet, ok to have white on back feet feet/toes and small white tail tip.




American Irish

White spot on belly of even size (will not be perfectly oval, but should be symmetrical), white feet and white tip tail to 1/4 its length. Four white feet to ankle stops.



American Berkshire

White belly extending down legs and neck (no color on the underside) white feet and white tail to 1/2 its length. Head spot or blaze is preferred but not required.





Classic Berkshire

Full white belly not extending down legs. White feet stops and white tail tip to 1/2 its length. Head spot or blaze is preferred but not required.



Hooded

Has a colored hood that covers the head, neck, chest, and shoulders the body to be white with a spine mark that extends from the hood to the tail. The stripe should be even and unbroken.



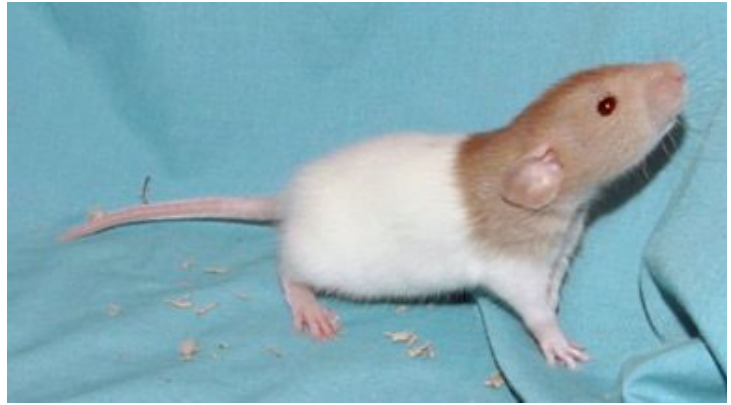

Whiteside

Rat to have a white band around the middle, from side to side around the belly. Band should be broken by a stripe of color along the spine. Many say they look like a hooded rat "wearing pants." Tail and back feet should be devoid of white markings. White front feet are allowed and should not be faulted.



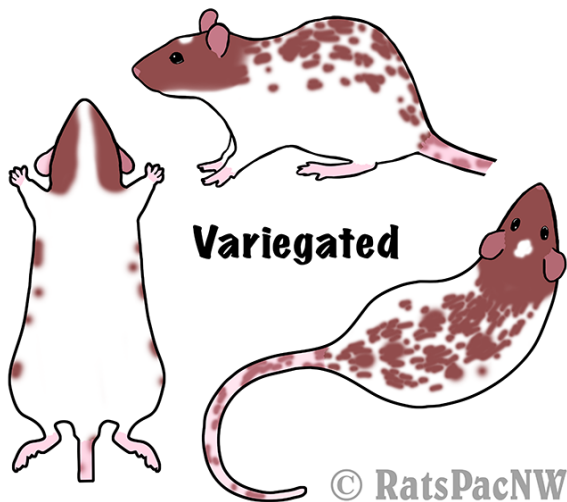
Bareback

Similar to hooded but NO stripe, no spotting on back.



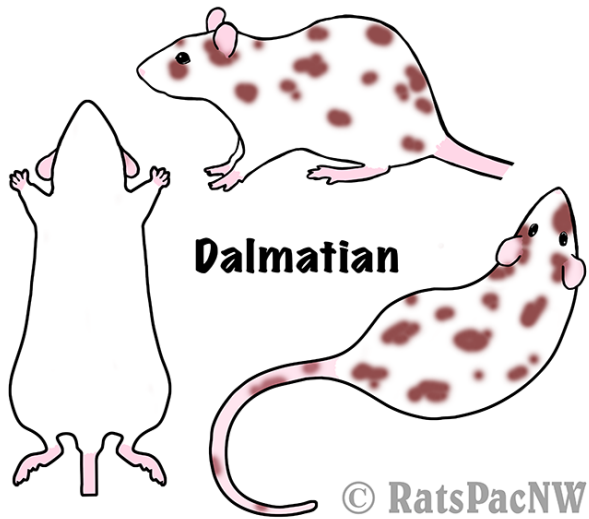
Variegated

Colored hood (head and shoulders) with numerous small color spots or splashes on shoulders, sides and tail. Has a white belly, head spot or blaze. May have white lips and line extending from chin to belly.




Dalmatian

Numerous non-symmetrical color spots on a white body. May not have full colored head but may have spots on head.



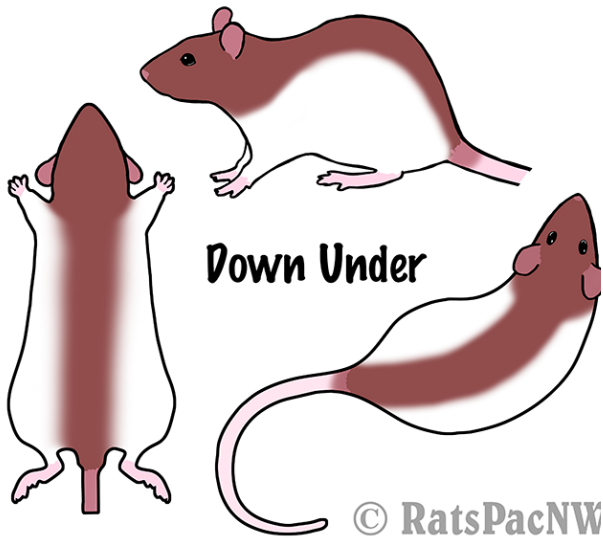
Capped

Cap on head not to go past the ears or throat. White body, no blaze.



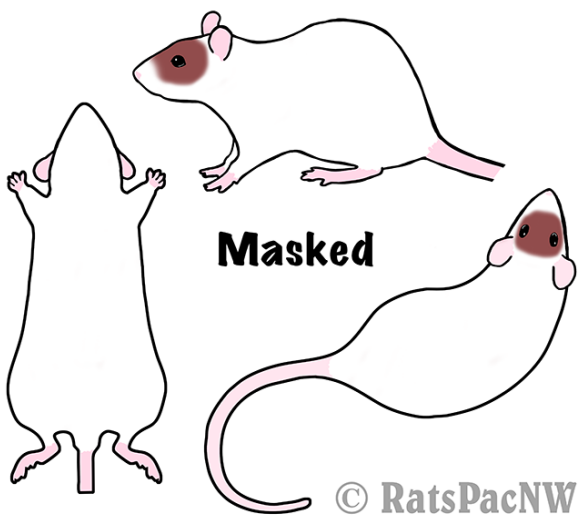
Down Under

Body marking to follow any standardized pattern but with belly stripe or spots.



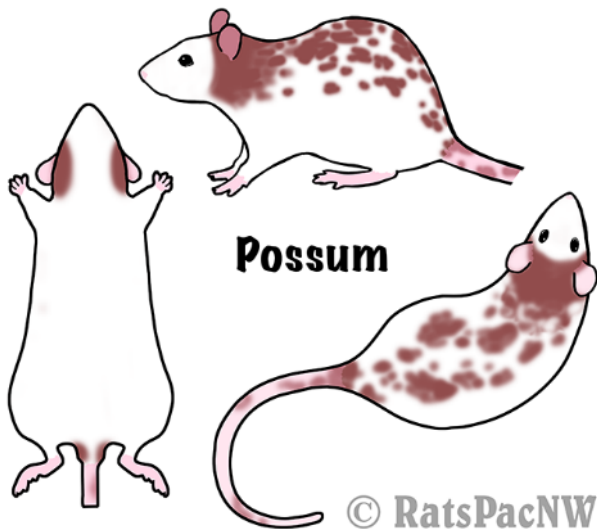
Masked

Mask covering face and eyes only, white body.



Possum

Wide, white blaze that reaches mid-way between ears and eyes. Marking should reach from jaw line to jaw line in a round, even pattern (prefer no point at crown). Color mark extends beyond the ears and there should be no clear splits in the colored cap. No color marks allowed on the face. The overall effect should be of a possum like face. Any body marking that is recognized within the club can be present on the body of the rat. Usually seen on Dalmatian, Bareback, Variegated and Banded.



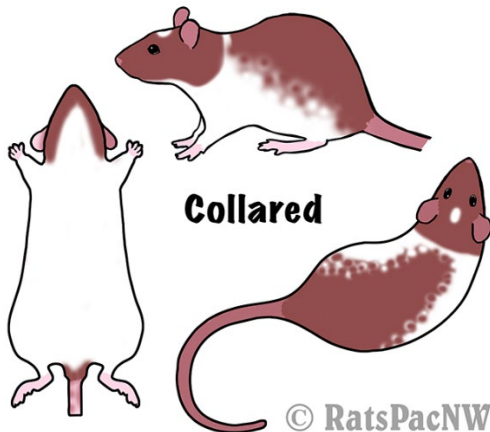
Banded

Color covering head and down shoulders in a wide spine/body mark down through tail. Mark should be at least as wide as the shoulders. The underside of the rat, including the head, will be white. Blazes are accepted and preferred.



Collared

To have a hood extending over shoulder blades. Front legs to be white. Back marking to start at the tail, extending down hindquarters but not down leg. Mark will taper over back up towards shoulders forming a "triangle." Back mark may touch hood but with mottling or have a full white collar. Back mark will be mottled along the edges. Has a head spot or sometimes a blaze. May have white lips.



American Essex


Color gradually shades down from the top of the rat to the belly; the darkest area is along the spine and the color becomes less intense down the sides of the animal. The belly should be white, with no spotting. The fade down the sides should be even and symmetrical with no dark spotting. Silvering should be even throughout the fur, with less at the top and more at the bottom of the rat. A symmetrical head spot is required and a white muzzle is preferred. Any color may be shown but shows best in darker colors. Tail may be mottled with color or absent of color. Undercoat may appear light and is not faulted.



Roan

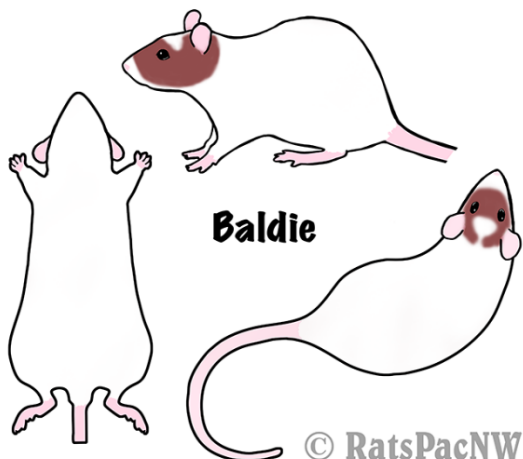
Solid colored, but as they age start to exhibit roaning, white hairs intermingled with the solid coloring. Typically, this starts at the head and rump and follows with the sides.

Roans should have as symmetrical markings as possible. The underside should be completely white. Head will have a wide blaze, including the whisker bed, coming as close to the eyes as possible without touching the eyes, and coming to a point between the ears. Jaw line and underside of the head must be white. Body, color runs from the ears and back, along the body extending down the sides. Belly to be white. An unmarked tail is preferred.



Baldie

White body with coloring on the head reaching behind the ears, white nose tip, white jaw line and white diamond shaped head spot that trails into a white line between the ears to the neck. Color will not be intense.



Odd Eyed

Not a separate section but will be judged if present.

Two eyes of different colors. May be black / ruby or ruby / pink. The deepest contrast is best. Can be shown in any recognized color and marking (usually found in Roan and Dalmatian)

